

Connecting an Xbox, Wii, PS3, or other standalone type device

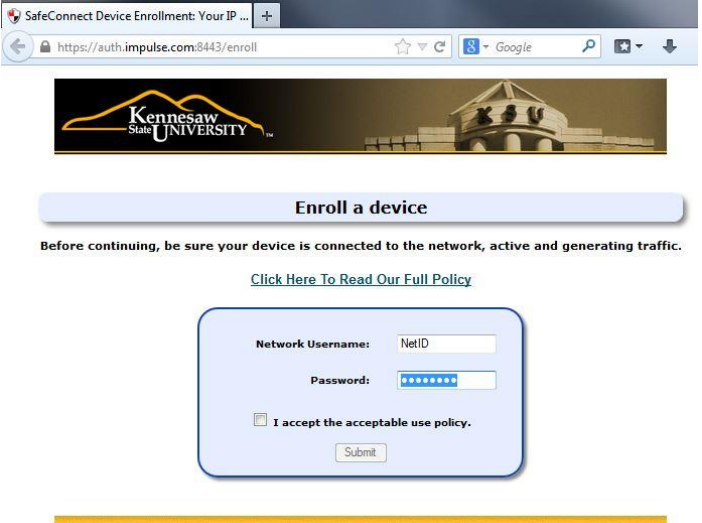
Standalone gaming devices often lack the means to sign-on to school networks. You will need to register your device's information (a MAC address) with our network using a computer before your device will be allowed on.

To find the MAC address of your standalone device, please refer to your device's documentation.

If you require assistance finding the MAC address of your device please contact the KSU Housing IT department.

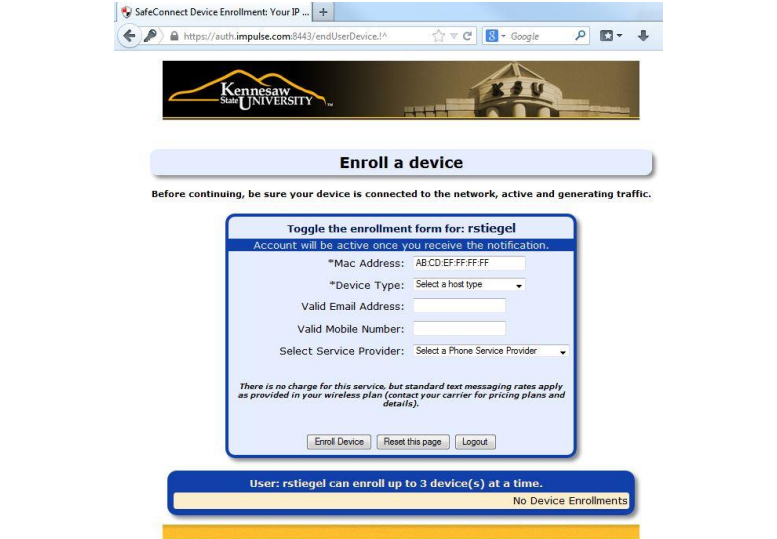
1

Please navigate to
<https://auth.impulse.com:8443/enroll>
Enter in your NetID and Password to log on.




2

Upon logging in you will be presented with a screen where you will paste your device's MAC address and select its manufacturer type.



3

If all of the information was correct, your device should now show up on your list of enrolled devices and should now be able to access the internet. You may remove devices from this list if it gets full.



Delete	MacAddress	Device Type	Account State	Expires	Email
X	--	Media	Active	1/14/15 10:25 AM	

At this time, please connect your standalone device to the **'KSU-GAME-SG'** wireless network with the password **'kennesaw'**.

Should you require further assistance, please submit a work order to the KSU Housing IT department through the leasing offices or Resident Portal.